ALL SAINTS
ACADEMY PLYMOUTH

Year 7 Handbook 2024/25



Welcome

to our new students

Email: enquiries@asap.org.uk
Telephone: 01752 705131
Address: All Saints Church of England Academy
Honicknowle Lane, Plymouth,
PL5 3NE

Ted Wragg Trust

Contents

Headteacher's Welcome	3
School Term Dates	4
First Day Arrangements	5
The Academy Day	6
Attendance	7
Safeguarding Team	8
Class Charts	9
ASAP Expectations	10
Breaktimes/Canteen Use	11
Homework Schedule	11
School Map	12
Uniform	13
Assessment and Progress Checks	17
Literacy	21
SPARX Maths	22
SPARX Science	23
Positive Culture	24
Rewards	24
Mobile Phones	24
Student Leadership	25
SEN	25
ParentPay	26
Free School Meal Applications	26
First Aid	27
Extra-Curricular Activities	28

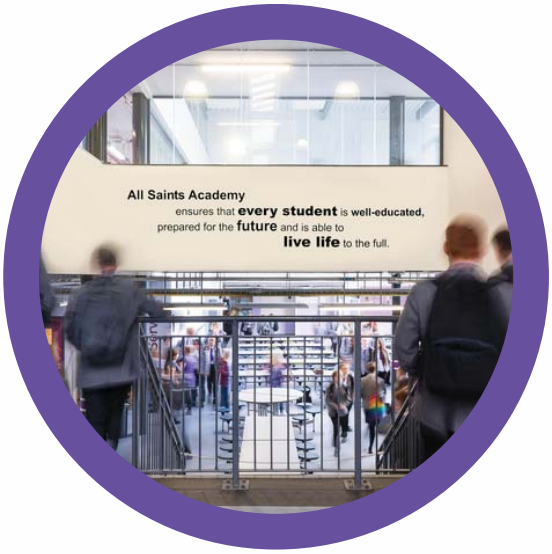

Headteacher's Welcome

Welcome to All Saints - it is always brilliant to have a new pupil joining our legacy. 'Legacy' is our first value as a school: it means that we value all those that have come before us at All Saints and understand our responsibility to make the school even better for those that will come after us. I am sure this is an exciting time for you and your family. We are here to help you with this transition and I am sure that you will feel comfortable in no time. I hope this booklet will be an invaluable guide in the next few weeks.

It is an exciting time at All Saints and I feel incredibly blessed to lead the academy on its next journey from 'good' to 'outstanding'. Most of our students study a mix of traditional academic subjects alongside professional studies such as engineering or catering. Whatever you study, we will ensure that you are supported to achieve your full potential and support you to successes you never thought possible.

As a 'good' rated Church school with traditional values at the heart: we have 'love' as our second school value and see this as a foundation for respect, good manners and kindness. Whether you follow a faith or not, our community is welcoming, kind and advocates for one another. This helps us to ensure that every student is well-educated, prepared for their future and able to flourish.

When our new students join us in Year 7, or at any other point, we take the time to really make sure they settle in and feel part of our community. Our staff take the time to get to know all of our new students and ensure that they excel during their time here. Many of you will have been to the school already as part of our 'Year 5 Taster Week', 'Transition Days' or primary trips, but we understand you may be a little apprehensive. I'd encourage you to embrace our final value of 'bravery' – it will feel like home in no time.

I look forward to meeting you over the coming months.

Kind regards,

Headteacher

School Term Dates 2024-25

Term	From	To
1	4th September 2024	25th October 2024
2	11th November 2024	20th December 2024
3	7th January 2025	14th February 2025
4	24th February 2025	4th April 2025
5	22nd April 2025	23rd May 2025
6	2nd June 2025	18th July 2025

4th & 5th September 2024 - Year 7 only

Non Pupil Days

2nd & 3rd September 2024
6th, 7th, 8th November 2024
16th December 2024
6th January 2025
31st March 2025
4th July 2025

First Day - 4th September 2024

Arrival

Students should arrive by 8.35am through the main academy entrance. They will be welcomed by the pastoral team on arrival. The tutor team are also available to meet students from 8:10am where free breakfast is provided in the canteen

Dropping Off

Parents and Carers can drop their children off outside the main academy entrance. Senior staff will be on-hand as they arrive to answer any questions and to support any students with enhanced transition arrangements

End of Day

The day finishes at 3.10pm. Parents/Carers should make their own arrangements for collection

Equipment

We ask that all students arrive ready to learn. They need to arrive in full school uniform. They will need to bring a school bag and a pencil case, including Pen, Pencil, Ruler Calculator and Rubber.

Students will be provided with a Green pen, Need to Know booklet and folder

Breaktimes

The students will be directed towards the canteen for Break 1 and 2. If students have not completed their fingerprints, food will still be provided. Please contact finance if you require any support to set up ParentPay or to apply for Free School Meals

Notes

Please let us know of any medical conditions, including allergies, that we should be aware of prior to your child attending on their first day. This should have been completed as part of the Registration form.

If you still need to complete this please contact transitions@asap.org.uk

The Academy Day

The Academy operates on a rolling two-week timetable alternating Week A and Week B.

8:10am	Doors Open
8:35am	Line Ups
8:45am	Tutor
9:15am	Period 1
10:15am	Period 2
11:15am	Break 1
11:35am	Period 3
12:35pm	Period 4
1:35pm	Break 2
2:10pm	Period 5
3:10pm	End of the Day

Assemblies

Monday	Year 7
Tuesday	Year 8
Wednesday	Year 9
Thursday	Year 10
Friday	Year 11

Attendance

Attendance is schools #1 Priority

At All Saints we expect all students to attend regularly in order to take full advantage of the educational opportunities available to them. We know that working in partnership with home to ensure 100% attendance is crucial.

If your child has struggled with attendance then please let us know early so we can help support with this.

Reporting Absence

Parents/Carers are asked to make contact on each and every day of absence. You can do this by:

Phone: 01752 705131 - press Option 1

Email: absence@asap.org.uk

Where contact is not received from you, you will receive a text message, phone call or home visit, to ensure the safeguarding of all students.

Reporting future absence:

Health/medical appointments: please try and book outside of school hours wherever possible. We understand this is not always possible, please send evidence of appointment (eg; copy of letter, screenshot of text etc via email to: absence@asap.org.uk.

Holidays: If you would like to request time off in exceptional circumstances, please complete an absence request form on our website, where you will find further information regarding this.

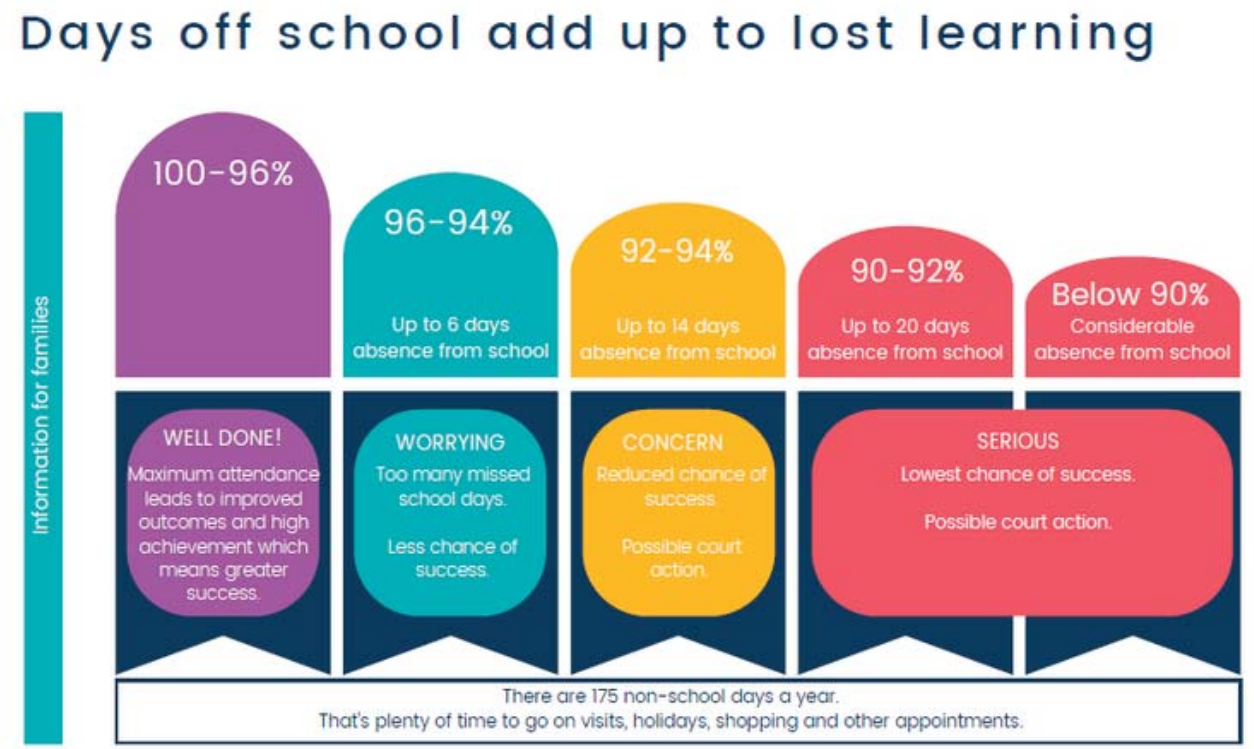

Safeguarding Team

ALL SAINTS
ACADEMY PLYMOUTH

MEET OUR SAFEGUARDING TEAM

MR SIMPSON-HORNE
Headteacher

MR GUNDERSON
Director of Welfare
Designated Safeguarding Lead

MS MAHER
Deputy Designated Safeguarding Lead
Safeguarding Co-ordinator

MS WOOD
Deputy Designated
Safeguarding Lead

MS MCCORMICK
Safeguarding Governor

MS Hugh
Deputy Designated
Safeguarding Lead

MS HAM
Year Leader

MR HAMPSON
Year Leader

MS SMITH
Year Leader

MS LIDDELL
Year Leader

MS ECKERSLEY
Year Leader

If you have any concerns about your own safety, or that of another student, please talk to a member of our team or another adult at our Academy.

YOUNG DEVON

ChildLine 0800 1111

Stonewall SCHOOL & COLLEGE CHAMPION AWARDS GOLD 2021/23

kooth

Class Charts

Class Charts is our Online App that enables you to receive live updates and regular communication regarding your child's education.

Class Charts is our primary form of communication with parents, carers and families. Whilst emails and letters will still be sent, we will be using Class Charts for all detention notifications, tracking of behaviour and day-to-day announcements.

On the following page you will find our ASAP expectations which students are rewarded for when they achieve these.

In order to get started, please ensure you have downloaded the Class Charts for Parents app to your smartphone.
This can be found on the iOS (Apple) and Google Play/Android stores.
If you already have the app and have your child registered, you do not need to take any further action.

Google Play (Android)
https://play.google.com/store/apps/details?id=com.classcharts.android

iOS (Apple)
https://apps.apple.com/us/app/classcharts-parents/id1018655566?ls=1

Once you have downloaded the app, you will be asked to register/login.
You will then be asked to enter a code specific to your child.

Your year leader can provide you with further instructions and an individual student code in September; please ensure that you have push notifications on for the Class Charts App to ensure you receive regular updates

ASAP Expectations

ALL SAINTS ACADEMY // LOVE + LEGACY + BRAVERY

6 Progress

Be ambitious for your future.

Aim to achieve the highest outcomes you can.

Be brave and challenge yourself.

4 Positive Choices

Follow all Reasonable Requests.

Use kind words and actions with staff & peers.

Ensure you make the most of every opportunity.

5 Positive Attitude

Demonstrate 100% Focus & Effort.

Respect yourselves, staff & classmates.

Persevere - even when it may become challenging.

1 Punctual

Arrive at line ups by 8:35am.

Arrive to lessons within 4 minutes of the bell.

Move with pace & purpose during transition

2 Prepared

Have your Equipment Pack/ Need to Know booklets.

Sit in your seating plan.

Have all homework complete by the deadline.

3 Proud

Wear your uniform with pride.

Show pride in your work.

Be proud to be a part of your community.

ASAP Expectations

At All Saints, we support all students to develop outstanding habits to underpin their educational legacy. Teachers are consistent, predictable and compassionate. Students are punctual, prepared and proud, which builds positive choices, attitude and progress.

ALL SAINTS ACADEMY PLYMOUTH

Ted Wragg Trust

Breaktimes/Canteen Use

Year 7 start Break 2 five minutes earlier than the rest of the school at 1.35pm to allow them to be served in the canteen before other year groups. Our meals are supplied by Dolce Caterers, prices and menus are available on our website

Homework Schedule

All homework is set online using SPARX Reader, SPARX Maths, SPARX Science or online google quizzing.
As part of the ASAP homework policy students are required to complete work from their Need to Know (NTK) booklets and SPARX .
Need to Know booklets are a key way to help you learn and memorise important information for each subject.
The schedule for homework is detailed below, we recommend students spend twenty minutes per subject.

	3 x 20 Minute Sessions		
	Subject 1 20 mins	Subject 2 20 mins	Subject 3 20 mins
Monday	Sparx Reader	Science	Science
Tuesday	Sparx Reader	Geography	French
Wednesday	Sparx Reader	Maths : Sparx	History
Thursday	Sparx Reader	Maths : Sparx	RE
Friday	Sparx Reader	Maths : Sparx	

School Map

ALL SAINTS
ACADEMY PLYMOUTH

Ted Wragg TRUST

ACADEMY MAP 2022

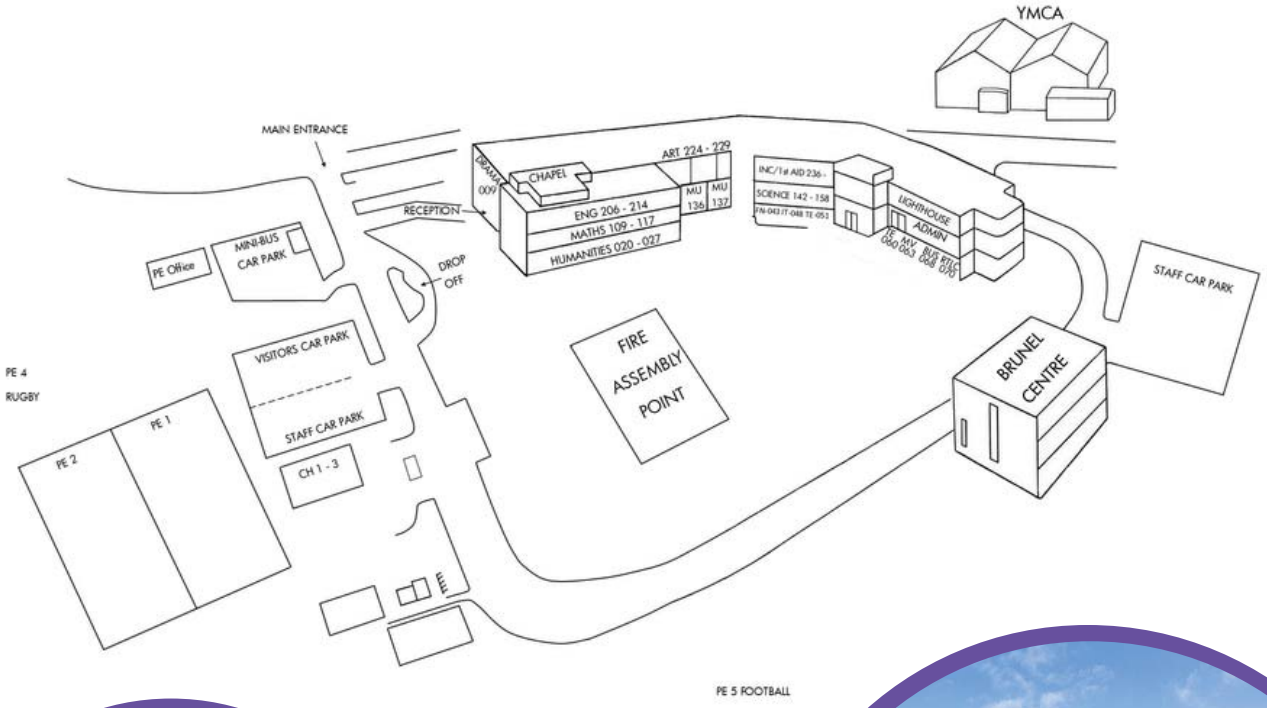

Uniform

As a school committed to our shared legacy, we know we have to be as inclusive as possible in order that everyone feels loved and like they belong. When we consider uniform, we try to make it as equal as possible amongst our students: we want to avoid comparisons between brands, between expensive items, and ultimately between children who have and those who don't. This is why we have such clear uniform standards: no jewellery means no child is tempted to wear in an expensive present that may get lost, just so they can 'fit in'; non-branded shoes means no parent feels the financial pressure to buy the most expensive pair of shoes; no excessive make up means no pupil feels the morning stress to look a certain way, when they should just be looking forward to their day. Now more than ever, we feel our uniform policy helps our families: branded clothing has become more expensive and budgets are tighter than ever before. We will always try and support any families who are struggling to purchase key items so that all of our children can not worry about style, but concentrate on education.

Key Reminders:

- Only ONE pair of small, discrete stud earrings (In earlobe) - No Hoops
- Nose studs should be replaced with small, clear, discrete studs. No seconds or other piercings allowed
- No jewellery, including rings, bracelets, necklaces and anklets
- No false/acrylic nails/Nail varnish
- No false eyelashes
- Hair styles must not be extreme and must be natural in colour
- Bag which is big enough to carry all required equipment.
- Shoes must be:
    - Black polishable shoes (No canvas/No boots)
    - Low heeled (no more than 1 inch high)
    - Lace up or slip on shoes with a strap/enclosed heels and toes. Black Laces
    - No logos, patterns, brands visible on the shoes.

Uniform

Academy Blazer	Grey with purple piping and Academy logo	To be kept smart and worn during the day as well as to and from the Academy, unless directed otherwise by staff. Sleeves to be worn at full length and not rolled-up.
Trousers	Black, formal, classic style, full length	No jean-like, canvas, high-fashion, overly-tight trousers, leggings or shorts. Trousers should be worn with a secure fit around the waist. Belts should be black, plain and functional. Trousers must have a zip/button
Skirt	Official school pleated tartan skirt	Skirts should be the official school pleated "warrior tartan" skirt. No other skirts are allowed
Shirt	Plain white traditional school shirt	The shirt should be tucked in, buttoned at the neck and sleeves worn at full length. Any t-shirt or underwear worn underneath should not be visible. No designer shirts or fitted blouses.
Tie	Official school purple tie	Must be kept in good condition and worn with a closed knot covering the shirt collar button at the neck. Tie should be appropriate length.

Shoes	**Polished black, traditional style, black stitching, black sole and heel. No trainers of any kind.**	**A plain design, no trimmings, logos, decorative buckles, coloured laces or stitching, labels, tags or other decorations. No shoe/trainer hybrid footwear with Velcro fastenings, trainers of fabric shoes. No Vans. No ankle boots or long boots. No trainers of any kind.**
Bag	**Appropriate for school use**	**Must be able to carry A4 sized books/folders.**
PE Top	**Black polo shirt ActivDri with purple side panel and logo**	**Official school sports hoodie (optional – recommended for cold weather)** **Official school rugby top (recommended for boys)**
PE Shorts	**Black shorts with Academy logo**	
PE Trainers	**Astro/training shoes** **Football boots (moulded studs)**	
PE Socks	**Black Football socks**	**Can be purchased from any sports shop (e.g. Sports Direct)**

Curriculum & Assessment

The All Saints curriculum has been expertly designed to be taught in 3 cycles per academic year.
The cycles allow teachers to teach, test and intervene in a well planned and timely manner. The cycle timelines are as follows:
Cycle 1 Autumn (September - December)
Cycle 2 Spring (January - April)
Cycle 3 Summer (April - July)

TEACH

- Consistent approach across all classrooms
- This framework of excellence ensures that predictable routines are used to present curriculum content

TEST

- Assessment which provides clear information about pupil understanding
- Covers the Need to Know content and is common across classes
- End of topic to inform intervention
- End of term to inform Progress Check

INTERVENE

- Informed by end of topic testing outcomes
- Individual pupil, small group and whole class may be required
- Close the knowledge gap through re-teaching



PROGRESS REPORTING

There are three progress checks per year, where staff enter data on their classes. The format of the progress reports will be different when your child is in years 7, 8 and 9 as they have been designed to help you support your child at meeting the expectations and milestones they need to achieve to do well in their GCSE exams in years 10 and 11.

One of the key features of the reports is the banding of the test scores achieved in subject assessments. Each band represents 10% so there are 10 bands. Band one represents that your child scored in the highest 10% of the year group in their subject test. Band ten represents that your child scored in the bottom 10% of their year group in that test; so band 1 is the highest (the furthest to the right) and band 10 is the lowest (the furthest to the left). The further to the right the box is shaded in, the higher the test score that your child has achieved in comparison to their year group's performance in that test.

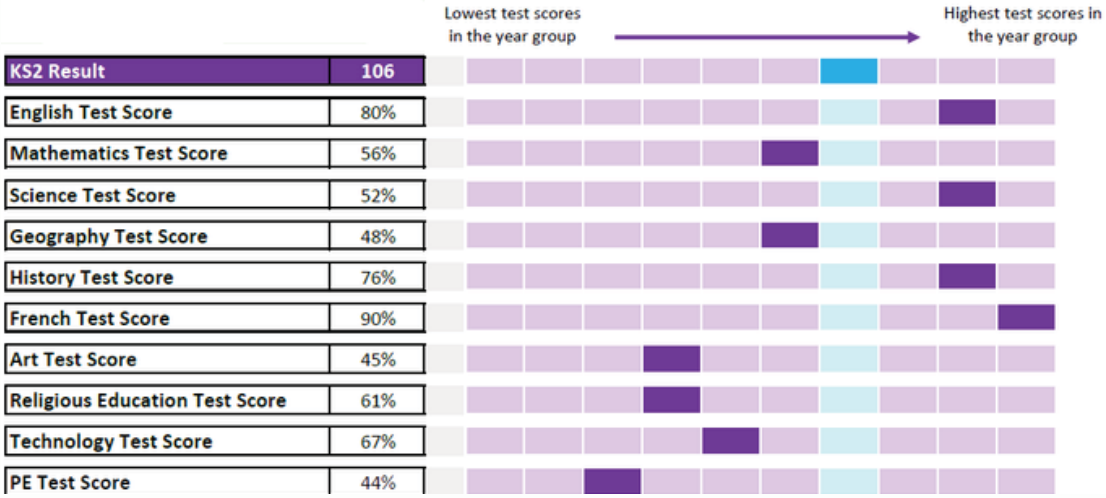

When your child takes their GCSEs in year 11 they will be judged on their overall progress from what they achieved in their SATs tests taken at the end of Primary School to what they achieved in their GCSEs. So that you know what they achieved we have taken the average score of what your child achieved in their SATs and calculated how they did in relation to the rest of their year group. By doing this we have been able to put them in a band. On your child's report this band is in the top row (see example above). Your child's band for their SATs is coloured in dark blue. If you look at the example above this student achieved an average KS2 result of 106. If you look at the bands to the right of this result you will see that the 4th band is coloured in dark blue. This means that this child scored in the top 40% of the year group in their SATs.

We would expect your child to remain in this band for all of their subjects' results if they were going to make the progress that is expected of them. This is highlighted in light blue on each row so that you can easily see where your child should be. If your child is working as expected you will not see the light blue as your child will have achieved the grade needed for that subject and the band will be coloured in dark purple.

If your child exceeds their band you will see that the dark purple is further to the right of the light blue KS2 band. This is the case for English in the example above. They scored 80% in their English assessment which has placed them in the 2nd band so they scored in the top 20% of the year group for that test. If they did this in their GCSEs they would be making positive progress.

If your child is not working as expected you will see the dark purple further to the left of the light blue. This is the case for Maths in the example above. Here they are placed in the 5th band which means they scored in the top 50% of the year group for that test. If they did this in their GCSEs they would be making negative progress. We would suggest that if your child's banding is further to the left that you have conversations with them to see what support they need to progress in that subject.

It is important to note that a test score that is one band below expectations isn't necessarily a cause for concern because it might represent a difference of just one mark on the test. However a score which is two or more bands below would be worth investigating with your child.

As well as looking at your child's academic performance we also look at their effort. The effort that your child makes in lessons has a significant impact on their academic outcomes so they are both closely related.

Your child will receive an effort score from 5 to 1 for behaviour and readiness to learn, and attitude to learning and mindset, in each subject. 5 is the highest score which is exceptional and 1 is the lowest score which requires improvement. In the example below you can see that this student's effort score on the whole is positive, however they need to improve their effort in Art.

	Behaviour and Readiness to Learn					AtL & Mindset				
English Effort	1	2	3	**4**	5	1	2	3	**4**	5
Mathematics Effort	1	2	3	**4**	5	1	2	3	**4**	5
Science Effort	1	2	3	4	**5**	1	2	3	4	**5**
Geography Effort	1	2	3	**4**	5	1	2	3	**4**	5
History Effort	1	2	3	**4**	5	1	2	3	**4**	5
French Effort	1	2	3	4	**5**	1	2	3	4	**5**
Art Effort	1	**2**	3	4	5	1	2	3	**4**	5
Religious Education Effort	1	2	3	**4**	5	1	2	3	**4**	5
Technology Effort	1	2	3	**4**	5	1	2	3	**4**	5
PE Effort	1	2	**3**	4	5	1	2	**3**	4	5
Overall Homework Effort	1	2	3	**4**	5					

Students will also receive an overall effort score for homework. This will be a score based on the quality, regularity and punctuality of the homework completed and set by all subjects.

Your child is given an attendance effort score based on their attendance percentage achieved within a cycle of learning. If attendance is 98% and above your child would receive an effort score of 5. Between 95 and 98% a 4, between 90 and 95% a 3, between 85 and 90% a 2 and below 85% a 1. Attendance is so important with regards to being able to display a positive attitude to school and learning and it also directly affects academic outcomes. This is why we place so much importance on it.

To know what each effort score means you will find a breakdown and explanation of each score towards the end of your child's progress report. This will explain things in more detail.

At the top of your child's report you will notice that your child has been given an overall effort rank and an average effort score. The average effort score is calculated by looking at the effort scores given for behaviour and readiness to learn, attitude to learning and mindset, homework and attendance. These all count in equal measure so are worth 25% each. The average effort score is again scored from 5 to 1 with 5 being the highest. The overall effort rank is where your child ranks within their year group for effort. If your child was ranked as 1 they would have the best average effort score in their year group.

89.92%	86	3.50
ATTENDANCE	**OVERALL EFFORT RANK**	**AVERAGE EFFORT SCORE**
The minimum expectation is 95%	Ranked out of 137	

EFFORT BOARDS

At the end of each cycle of learning your child's effort score will be published and displayed on our school notice boards and your child will also be ranked within their year group. Please note that this is solely based on effort and is not based on academic progress or test scores. This means that every child has the chance to score highly if their attitude to learning, effort and attendance is excellent. Their academic ability is not included in this measure. High ranking students will be celebrated and rewarded.

Please see an example of our effort board below (Names have been removed):

ALL SAINTS ACADEMY PLYMOUTH

YEAR 8 EFFORT BOARD

2023-24 - Cycle 1

ALL SAINTS ACADEMY PLYMOUTH

RANK	NAME	SCORE
1		4.95
2		4.90
3		4.73
4		4.70
5		4.68
5		4.68
7		4.60
7		4.60
7		4.60
10		4.55
11		4.55
12		4.48
12		4.48
12		4.48
15		4.45
15		4.45
17		4.43
17		4.43
17		4.43
20		4.40
20		4.40
20		4.40
23		4.38
23		4.38
25		4.33
26		4.33
27		4.30
27		4.30
29		4.28
29		4.28
31		4.25
31		4.25
33		4.23
33		4.23
33		4.23
36		4.20
36		4.20
36		4.20
36		4.20
40		4.18
40		4.18
42		4.15
43		4.15
44		4.10
44		4.10
46		4.08
47		4.05
48		4.05
48		4.05
50		4.03
50		4.03
52		4.00
52		4.00
52		4.00
55		4.00
56		3.95
56		3.95
56		3.95
59		3.95
60		3.93
60		3.93
62		3.90
63		3.90
64		3.88
64		3.88
64		3.88
67		3.83
67		3.83
69		3.78
70		3.75
70		3.75
70		3.75
73		3.73
74		3.73
75		3.70
76		3.65
76		3.65
76		3.65
79		3.63
80		3.60
80		3.60
82		3.60
83		3.58
84		3.53
84		3.53
86		3.50
86		3.50
88		3.45
88		3.45
88		3.45
91		3.43
91		3.43
93		3.40
94		3.40
95		3.38
96		3.35
96		3.35
98		3.33
99		3.25
99		3.25
101		3.23
101		3.23
103		3.20
104		3.20
105		3.18
106		3.15
107		3.15
108		3.13
109		3.10
110		3.08
111		3.00
112		2.95
113		2.93
113		2.93
115		2.90
115		2.90
117		2.83
117		2.83
119		2.75
120		2.73
121		2.53
122		2.40
123		2.40
124		2.35
125		2.28
126		2.25
127		2.23
128		2.15
129		2.00
130		1.58
131		1.48
132		1.43
133		1.28
133		1.28
133		1.28
136		1.18
137		1.10

WHAT DO THE EFFORT SCORES MEAN?

4.75+

Exceptional Effort Score:
A student who consistently upholds exceptional standards in their approach to learning, demonstrating an outstanding attitude and a constant readiness to engage with educational opportunities. Their conduct is consistently exemplary, making them a splendid ambassador for the school. The completion of homework is consistently punctual, marked by exceptional effort and dedication. With a remarkable attendance record, they excel across all facets of school life. Furthermore, they consistently embody the school's core values of legacy, love, and bravery in all their endeavours.

4.26-4.74

Excellent Effort Score:
A student with an excellent attitude towards learning, consistently ready to engage in educational pursuits. Their behaviour is consistently brilliant, establishing them as a commendable ambassador for the school. The completion of homework is consistently excellent, accomplished punctually and with significant effort. Additionally, their admirable attendance record contributes to their overall excellence in school. In all their actions, they consistently embody the school's core values of legacy, love, and bravery.

3.76-4.25

Good Effort Score:
A student consistently demonstrates a positive attitude towards learning and is almost always prepared to engage in educational activities. Their behaviour is consistently commendable, and they exhibit a good standard of completing homework punctually. With commendable attendance, they excel in various aspects of school life. Furthermore, they nearly always exemplify the school's core values of legacy, love, and bravery in their actions.

3-3.75

Satisfactory Effort Score:
A student with an acceptable attitude towards learning who is generally prepared for educational activities. Their behaviour is satisfactory, and they usually complete homework on time and to an acceptable standard. While their attendance is deemed satisfactory, there is room for improvement. Moreover, they typically exemplify the school's core values of legacy, love, and bravery, and they sometimes attempt home learning.

Below 2.99

Requires Improvement Effort Score:
A student whose attitude toward learning and attendance requires enhancement to ensure they can make significant progress and fully embrace the opportunities afforded to them. They are not consistently prepared for learning, and their behaviour can occasionally impede their progress. Moreover, there is a need to increase their engagement in homework learning. While they occasionally demonstrate the school's core values of legacy, love, and bravery, there is room for more consistent application of these principles.

Literacy

At All Saints we take reading very seriously. We believe that being a good reader is essential. We will make sure that every student makes excellent progress in reading in Year 7.

To support students to make the best progress possible the following is in place:

LEXIA

To support this every morning students complete The LEXIA Reading Program every morning for 30 minutes. This program helps students to develop their understanding of the following:

- Word knowledge.
- Grammar knowledge.
- Comprehension of different types of text.

Tutor Reading

Alongside this program, all students are read to every morning in our tutor reading sessions. This involves their tutor reading to them from books specially chosen to interest and engage Y7 students.

Listening To Students Read

Teachers will listen to every student read at least once a fortnight.

SPARX Reader

At ASAP we use a program called SPARX Reader to support all our students in Year 7. SPARX provides you with eBooks that are matched to your current reading level. You can access SPARX online and on your phone.

All students complete at least one hour of independent reading on SPARX each week.

School Library

At ASAP we have a library that is full of brilliant books for students to borrow. All students are expected to have a reading book as part of their equipment. This can be borrowed from the school library. Every fortnight, students have a library lesson that is designed to help them develop independent reading and make choices about the books they read.

SPARX Maths



In September, your child will be enrolled in our fantastic SparX maths programme.

SparX is an intuitive technology that delivers a bespoke maths homework package each week for your child. There are videos available for support for all questions and your child's mathematical skills will be greatly enhanced by SparX.

There are a few things you can do to support your child:

- Do not help them. This may seem counter intuitive however, SparX learns from the student's mistakes and how long they take on the questions, therefore if you help them answer, SparX will pitch the work in the wrong place. This in turn will create an endless cycle of questions that are too hard and therefore require more help.

- Check their bookwork. SparX must be written down as it asks students for previous answers to ensure they have been writing it down. Encourage your child to write workings and answers and to mark their work. An example can be found in their Need To Know booklet

- Support the school. SparX is not complete until the student answers every question correctly. If a SparX homework is not complete, the student will be in afterschool catch up club until it is complete. Please help your child progress by supporting this procedure.

- Your child will have 5 SparX sessions a week to complete, if it is not completed by the end of the week then students will be placed in intervention to ensure that the homework is completed well before the SparX deadline. We always want students to work hard and stick to deadlines as this will prepare them for the working world.

Your child will come home talking of "Super SparX" when their name has been displayed on our screens for fantastic effort. They will be awarded badges as they move up the levels and gain more "XP".

Most of all, your child will be embedding the mathematical foundations needed not only for functional skills but also GCSE, A Level and beyond if they choose that pathway.

SPARX Science

Every student at All Saints Academy completes their Science homework each week using an online platform called Sparx Science. We know you want to support your child's Science progress, so we would like to explain how Sparx Science works and how you can help your child complete their homework each week.

What is Sparx Science Homework?

- Sparx Science provides personalized homework to each child, with questions that are challenging yet achievable, and tailored to their learning needs.
- The majority of each week's homework will be based on recently learnt topics, but it will also include some questions from previous topics to help reinforce their learning.
- Students access their homework on their online Sparx Science account, where they'll get immediate feedback for each question about whether their answer was correct or they need to have another try.
- Every question in Sparx Science has built in support so that your child can get help independently when required.

How can you help your child with their homework?

- Provide a quiet space for your child to focus on their homework each week.
- Encourage them to start their homework early so they can get help from their teacher before the deadline if they get stuck. To ensure no gaps form in your child's Science knowledge, homework is not marked as complete until all of the compulsory questions have been answered correctly.
- Try not to help your child with a question until they've had a go first. It is essential they try to complete their homework independently so that Sparx Science can give them questions that are at the right level for them.
- What support is available at All Saints Academy?
- Students should speak to their class teacher if they require support as soon as possible
- Year 7 & 8 homework support Wednesday 3.10 in the Science department
- Year 9, 10 & 11 homework support Thursday 3.10 in the Science department

We hope you agree that Sparx Science will play an exciting and important role in growing your child's understanding, success and confidence in Science.
If you have any questions, please contact Mrs Laura Church, Head of Science.
Laura.church@asap.org.uk.

Developing a Positive Culture

All Saints Academy encourages good behaviour through a mixture of high expectations, clear behaviour policies and an ethos which ensures students are ready to learn at every opportunity.

All Saints Academy has in place a range of rewards to reinforce and praise good behaviour, and clear sanctions for those who do not co-operate with the School's behaviour policy.

Further details can be found on the school website

Rewards

All Saints Academy regularly celebrates the success of all students in a variety of ways as we recognise that focusing on success and positive outcomes is essential to developing a positive culture and ethos across the school.

The rewards system operates on a points system, with pupils receiving prizes once reaching milestones.

Points will be awarded for pastoral, attendance and academic aspects and can be awarded by any member of staff by adding to classcharts. Parents are alerted when points are added via the classcharts app

Rewards will be celebrated within school and there will also be half termly and termly prizes ranging from vouchers and tutor groups treats as well as access to BGR8 events at the end of each half-term

Celebration assemblies will be held at the end of every term to celebrate the successes of each year group

Mobile Phones

'No see, no hear'

Research surrounding the impact on mental health and wellbeing from both the government and the Department for Education have suggested that schools look to reduce the amount of time students spend on mobile phones during the day. There is also mounting evidence that Smart Phones are detrimental to the mental health of young children and teenagers. If you are thinking of purchasing a phone for your child we strongly advise against a smart phone. If you are buying a smart phone, please pay close attention to the age limit on common apps (TikTok, Instagram, Facebook) as these are often above 11. We also strongly advise making a condition of the purchase that you have access to the phone and regularly check your child's usage

To this end mobile phones are banned during the school day at the Academy. Students are free to keep phones turned off/on silent in their bags during the day, so that they are able to use these afterschool for contact home. If students are seen with their phones these will be confiscated and kept safely until the end of the day. until the end of the day.

The full policy on this can be found on the school website.

Student Leadership

Prefects/Student Ambassadors
Students who demonstrate positive values at All Saints will be invited to become Prefects/Students ambassadors. These students represent the Academy at open evenings, fairs and other events. They also act as role models and school ambassadors providing tours and supervising duty areas throughout the day.

Headship Team
Students are nominated each year from Year 10 and carry through into Year 11 to have an opportunity to apply to become part of the Student Headship Team. The Headship Team are six students who demonstrate our values and work with the Senior Leadership Team and Headteacher to make our school outstanding

Pupil Parliament
A student from each tutor group is voted for to become an MP as part of our Pupil Parliament. These MPs then meet on a regular basis to discuss how to make All Saints even better and to bring forward any issues raised by students. One student each year is voted for as the Prime Minister and another as the Deputy Prime Minister and they bring issues discussed by the Pupil Parliament to Staff to then be enacted as well as representing the school positively in many other events such as meeting with local MPs or working alongside other local groups.

Student Voice
A cross section of students from across all year groups are selected to represent the students and their opinions at a series of meetings throughout the year.

Students with SEN

At All Saints we are committed to providing an inclusive educational environment. We believe that the student should be at the centre of everything we do and that they should be encouraged to strive for success whilst relishing their education with us. We are committed to working to bridge the gap that a learning need can cause between a learner's current achievement and their potential. Whilst every student with special education needs should be given an appropriate level of additional support if required, they should also be encouraged to become independent learners. At All Saints we want to support our learners and give them the skills to go on and lead happy, healthy and independent lives beyond school.

We believe that all teachers are teachers of special educational needs. Every teacher is responsible and accountable for the progress and development of all students in their class even where students access support from teaching assistants or specialist staff. With this in mind all students are given challenging but attainable targets in order that they can achieve their full potential regardless of any additional need they may require. In order to facilitate this, teaching and support staff are provided with regular whole school and individual training to be able to meet the individual needs of those students who may require a more individualised teaching and learning experience.

We listen carefully to the suggestions and advice from parents and encourage a collaborative working relationship with regular informal and formal communication taking place with the SENCo and members of the Inclusion team. We strongly believe that by working together with our students, their parents, teaching staff and our support staff we are able to overcome potential barriers to our students' success at All Saints.

Should you have any questions please contact our team at inclusion@asap.org.uk

ParentPay

Here at All Saints we use ParentPay. It is simple, safe, convenient and means that your child does not need to carry cash into school. ParentPay is an online payment system that allows parents to pay quickly and securely for school meals, trips and activities. You simply top-up your ParentPay account online by debit or credit card. Your ParentPay balance can be used immediately to pay for any of your children's items at school.

Once you have started at All Saints you will receive a letter from school containing activation details and instructions as to how to log in. In the first few days your child can apply cash manually to our system. Once you are up and running then you will be able to view your balance and top up online with your credit or debit card.

Our systems are biometric and your child will then use their fingerprint to pay for their lunch in school. This biometric information will be used by the school for the purpose of administration of the cashless catering system.

In signing the biometric consent box, you are authorising the school to use your child's biometric information for this purpose until he/she either leaves the school or ceases to use the system. If you wish to withdraw your consent at any time, this must be done in writing and sent to the school.

Once your child ceases to use the biometric recognition system, his/her biometric information will be securely deleted.

The ParentPay website address is www.parentpay.com

Free School Meal Applications

Plymouth City Council has developed an online Free School Meals form for parents and carers to apply for free school meals in Plymouth.

The benefit of the online application is that you can apply in the comfort of your own home, at a time that suits you. If you are unsure if you are eligible, it is an easy way to check without a face to face conversation. Please remember to apply if you think that you might be eligible, even if you do not wish to receive the free meals, as it enables the school to claim extra funding to support our pupils.

The online form is more secure than the paper forms, as everything is done online. You can access the Free School Meals web page by using the following link:-

https://www.plymouth.gov.uk/schoolseducationchildcareskillsandemployability/freeschoolmeals

To access the application, click on How to apply then APPLY FOR FREE SCHOOL MEALS.

You can also download a paper copy to either pass to school or a copy can be obtained from Reception at All Saints Academy.

If you have more than one child, you can apply all on one form, even if they attend different schools.

Even if you don't intend your child to take FSM, it is important that the school is aware they are eligible for events such as school trips or over night residentials.

Once an application is submitted an email will be sent automatically to the school email address, to confirm the student's details and that they attend the school.

There are a few possible outcomes, once the eligibility check has been done:-

ELIGIBLE
The parent/carer and school receive an email to confirm they are eligible and the start date.

NOT ELIGIBLE
The parent/carer and school receive an email to confirm they are not eligible.

PENDING
The parent/carer and school receive an email to ask for evidence of benefit to be taken to school. If no information is forthcoming, the case will be closed after 4 weeks.

CHECK DATA
The information supplied by the parent/carer is incorrect or they have not been found on the system. Parents/carers will be asked to resubmit.

First Aid Support for Your Child

Here at All Saints Academy we have an outstanding pastoral team to support your child's learning, including a First Aid room with trained First Aiders who are on hand to provide assistance as and when required. These are the people who will contact you, should your child need be sent home due to illness or injury. If your child has a serious ongoing medical condition it is important that you notify the Academy.

If your child has medication, which needs to be taken during the school day, it should be handed in to school and we will lock it away. There are two forms which should be collected from the first aid office and signed by yourself giving consent for your child to take the medication.

To enable us to contact you in an emergency, please be sure to inform the Academy of any changes to your contact details and the details of others named to care for your child should you not be available.

Main school contact line 01752 705131.

Extra-Curricular Activities

- Music Lessons
- Chess Club
- Equalities Club
- Lego League
-Football club

- Sparx Maths Club
- Science Club
-STEM Club
Extra Curricular Fayre

- Trampolining Club
- Basketball Club
- Drama Club
- Rugby Club
- Greenpower Racing Club

ALL SAINTS
ACADEMY PLYMOUTH