

ALL SAINTS ACADEMY PLYMOUTH

— 2025 Welcome Guide for Parents/Carers



— Contact

All Saints Academy Plymouth
Honicknowle Lane, Honicknowle
Plymouth, PL5 3NE
+44 (0)1752 705131
admissions@allsaintsacademy.org.uk

— Follow us

Follow us on social media for updates
on events, Open Evenings and more.

  @allsaintsplymouth

WELCOME

Welcome to All Saints - it is always brilliant to have a new pupil joining our legacy. 'Legacy' is our first value as a school: it means that we value all those that have come before us at All Saints and understand our responsibility to make the school even better for those that will come after us.

It is an exciting time at All Saints and I feel incredibly blessed to lead the academy on its next journey from 'good' to 'outstanding'. Most of our students study a mix of traditional academic subjects alongside professional studies such as engineering or catering. Whatever you study, we will ensure that you are supported to achieve your full potential and support you to successes you never thought possible.

As a 'good' rated Church school with traditional values at the heart: we have 'love' as our second school value and see this as a foundation for respect, good manners and kindness. Whether you follow a faith or not, our community is welcoming, kind and advocates for one another. This helps us to ensure that every student is well-educated, prepared for their future and able to flourish.

When our new students join us in Year 7, or at any other point, we take the time to really make sure they settle in and feel part of our

community. Our staff take the time to get to know all of our new students and ensure that they excel during their time here. Many of you will have been to the school already as part of our 'Year 5 Taster Week', 'Transition Days' or primary trips, but we understand you may be a little apprehensive. I'd encourage you to embrace our final value of 'bravery' – it will feel like home in no time.

I look forward to meeting you over the coming months. I am sure this is an exciting time for you and your family. We are here to help you with this transition and I am sure that you will feel comfortable in no time.

Kind regards,

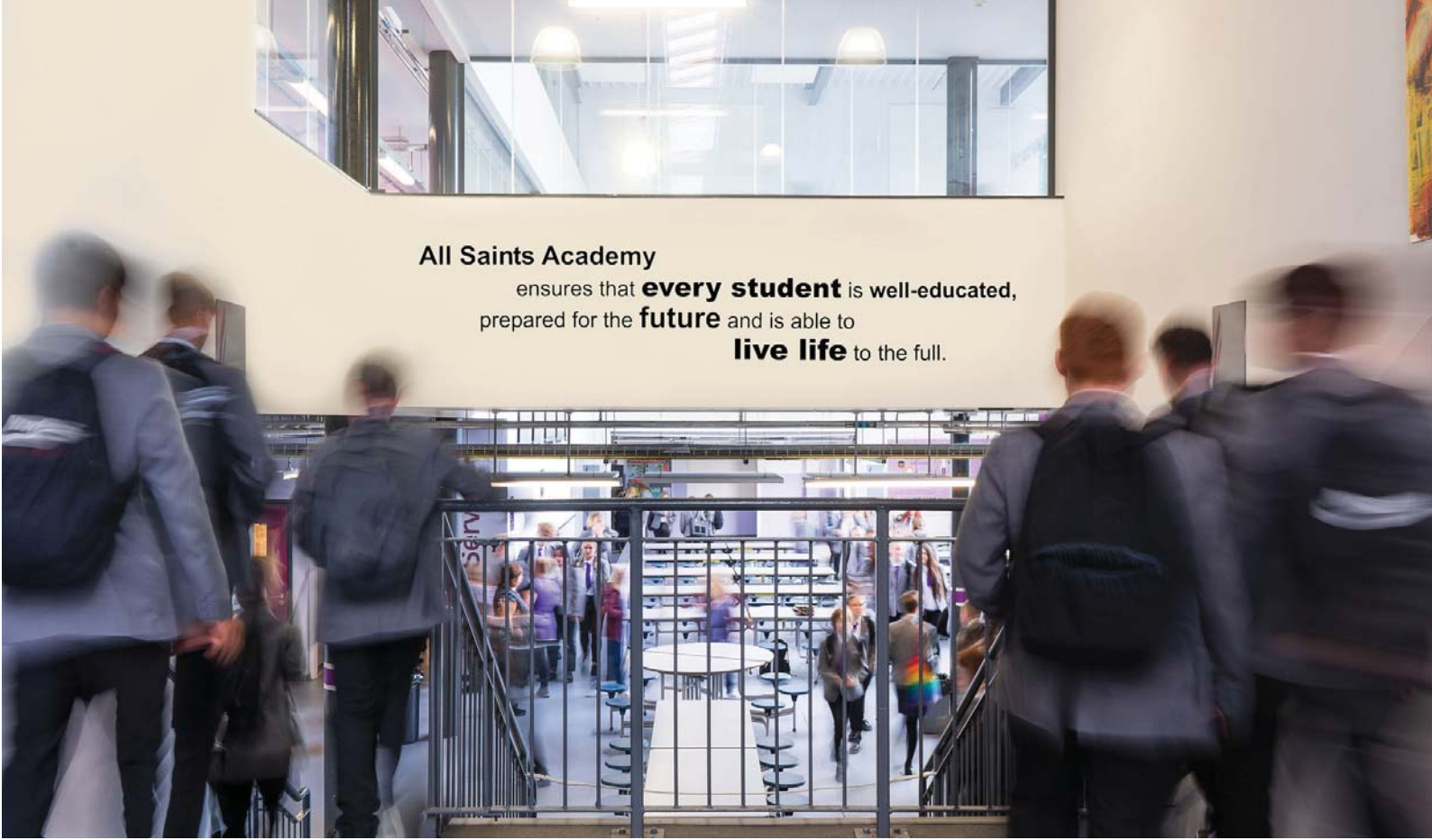


Mr Simpson-Horne
Headteacher

CONTENTS

Term Dates	06	All Saints Pledges	28
The First Day	07	Literacy	31
Academy Day	09	Sparx Maths	32
Attendance	10	Sparx Science	34
Safeguarding Team	12	Positive Culture	36
Class Charts	13	Mobile Phones	38
ASAP Expectations	14	Student Leadership	39
Homework	15	SEND Students	40
Uniform	16	Parent Pay	43
Curriculum	20	Free School Meals	44
School Map	21	First Aid	46
Progress Reporting	22	Extra-Curricular	47
Effort Scores	24	Rewards Badges	48
Effort Leaderboards	26		





All Saints Academy

ensures that **every student** is well-educated,
prepared for the **future** and is able to
live life to the full.

TERM DATES

Term 1	3 rd September 2025	25 th October 2025
Term 2	10 th November 2025	19 th December 2025
Term 3	6 th January 2026	13 th February 2026
Term 4	23 rd February 2026	2 nd April 2026
Term 5	20 th April 2026	22 nd May 2026
Term 6	1 st June 2026	17 th July 2026

* Please note 3rd & 4th September 2025 Year 7 only.
5th September 2025 Year 7 & Year 11 Only

THE FIRST DAY



— Medical Information

Prior to your child attending on their first day please let us know of any medical conditions, including allergies, that we should be aware of. This should have been completed as part of the Registration form. If you still need to complete this contact transitions@asap.org.uk.



— Dropping Off

Parents and Carers can drop their children off outside the main academy entrance. Senior staff will be on-hand as they arrive to answer any questions and to support any students with enhanced transition arrangements to help ease the process.



— Equipment

We ask that all students arrive ready to learn. They need to arrive in full school uniform. They will need to bring a school bag and a pencil case, including Pen, Pencil, Ruler Calculator and Rubber. Students will be provided with a green pen and Need to Know booklet.



— Arrival

Students should arrive by 8.35am through the main academy entrance. They will be welcomed by the pastoral team on arrival. The tutor team are also available to meet students from 8:10am where free breakfast is provided in the canteen.



— Breaktimes

The students will be directed towards the canteen for Break 1 and 2. If students have not completed their fingerprints, food will still be provided. Please contact finance if you require any support to set up ParentPay or to apply for Free School Meals.



— End of Day

The day finishes at 3.10pm. Parents/Carers should make their own arrangements for collection.





Our Academy Day

Doors Open 8:10am

Line Ups 8:35am

Tutor 8:45am

Period 1 9:15am

Period 2 10:15am

Break 1 11:15am

Period 3 11:35am

Period 4 12:35pm

Break 2 1:35pm

Period 5 2:10pm

End of the Day 3:10pm

* Our Academy operates on a two week rolling timetable alternating Week A & Week B.

Assemblies

Year 7 Monday

Year 8 Tuesday

Year 9 Wednesday

Year 10 Thursday

Year 11 Friday



Scan or click the QR code for our admissions video.

ATTENDANCE

At All Saints attendance is our schools number one priority. We expect all students to attend regularly in order to take full advantage of the opportunities available to them. We know that working in partnership with home to ensure 100% attendance is crucial.

— Reporting An Absence

Parents/Carers are asked to make contact on every day of absence. You can do this by calling **01752 705131** and selecting option 1 or emailing on **absence@asap.org.uk**. Where contact is not received, you will receive a text message, phone call or home visit, to ensure the safeguarding of all of our students.

— Holidays

If you would like to request time off in exceptional circumstances, please complete an absence request form on our website, where you will find further information regarding this.

— Health/Medical Appointments

Please try and book appointments outside of school hours wherever possible. We understand this is not always possible, please send evidence of appointment (eg; copy of letter, screenshot of text etc via email to **absence@asap.org.uk**).

— Support

If your child has ever struggled with attendance then please let us know early so we can help support with this.



+96%

— **Well Done**

Maximum attendance leads to improved outcomes and high achievement, which gives your child the highest possible chances of greater success.

-95%

— **Worrying**

Up to 6 days absence from school is considered to be too many missed school days and gives your child less chance of success.

-94%

— **Concern**

Up to 14 days absence from school is considered a cause for concern, further reducing your child's chance of success, resulting in possible court action.

-92%

— **Serious Concern**

20 days or more absent from school is considered a serious cause for concern, giving students the lowest chance of success, resulting in possible court action.

SAFEGUARDING TEAM

If you have any concerns about the safety of your child, or that of another student, please talk to a member of our safeguarding team or another adult at our Academy.



— **Mr Simpson-Horne**
Headteacher



— **Mr Gunderson**
Designated Safeguard Lead



— **Ms McCormick**
Safeguarding Governor



— **Ms Wood**
Director of Student Support



— **Ms Hugh**
Assistant Headteacher



— **Ms Smith**
Pastoral Director




— **Mr Hampson**
Year Lead



— **Ms Cunningham**
Year Lead



— **Ms Liddell**
Year Lead



CLASS CHARTS

We use Class Charts as our primary form of communication with parents, carers and families. Whilst emails and letters will still be sent, we will be using Class Charts for detention notifications, tracking of behaviour and day-to-day announcements. On the following page you will find our ASAP Expectations which students are rewarded for when they achieve these.

In order to get started, please ensure you have downloaded the Class Charts for Parents app to your smartphone. Once you have downloaded the app, you will be asked to register/login. You will then be asked to enter a code specific

to your child. Your year leader can provide you with further instructions and an individual student code in September; please ensure that you have push notifications on for the Class Charts App to ensure you receive regular updates.



ClassCharts Parent app
(separate version for students).



Scan or click the QR for
Class Charts on Google Play.



Scan or click the QR code for
Class Charts on Apple Store.

ALL SAINTS EXPECTATIONS

We support all students to develop outstanding habits to underpin their educational legacy. Teachers are consistent, predictable and compassionate. Students are punctual, prepared and proud, which builds positive choices, attitude and progress.

— Punctual

Arrive to line ups by 8:35am, ensuring you arrive to every lesson within 4 minutes of the bell, by moving with pace & purpose during transition to lessons.

— Prepared

Have your equipment pack & Need To Know booklets, ready to sit in your seating plan. While ensuring all homework is completed by the deadline.

— Proud

Always show pride in your work across all subjects. Be proud to be a part of your local community and wear your uniform with pride.

— Positive Choices

Follow all reasonable requests & use kind words and actions with all staff & peers across the Academy. Ensuring you make the most of every opportunity.

— Positive Attitude

Demonstrate 100% effort & focus, while respecting yourselves, staff & classmates in order to persevere even when it may become challenging.

— Progress

Always be ambitious for your future, aim to achieve the highest possible outcomes you can, by being brave & always trying to challenge yourself.



HOMework

All homework is set online using Sparx or online Google quizzing. As part of our homework policy students are required to complete work from their Need to Know booklets and Sparx. Homework is set as follows, any subjects not listed will be set ad hoc by teachers.

Sparx Maths	Set Monday	Due Sunday
Sparx Science	Set Tuesday	Due Monday
Sparx Maths	Set Wednesday	Due Tuesday

* All Sparx homework has 6 days to complete.



UNIFORM POLICY

As a school committed to our shared legacy, we know we have to be as inclusive as possible in order that everyone feels loved and like they belong.

When we consider uniform, we try to make it as equal as possible amongst our students: we want to avoid comparisons between brands, between expensive items, and ultimately between children who have and those who don't. This is why we have such clear uniform standards: no jewellery means no child is tempted to wear in an expensive present that may get lost, just so they can 'fit in'; non-branded shoes means

no parent feels the financial pressure to buy the most expensive pair of shoes; no excessive make up means no pupil feels the morning stress to look a certain way, when they should just be looking forward to their day. We will always try and support any families who are struggling to purchase key items so that all of our children can not worry about style, but concentrate on education. Take a look at our full uniform checklist.

Blazer	Grey with purple piping & Academy logo	To be kept smart and worn during the day as well as to and from the Academy, unless directed otherwise by staff. Sleeves to be worn at full length and not rolled-up.
Trousers	Black, formal, classic style, full length	No jean-like, canvas, high-fashion, overly-tight trousers, leggings or shorts. Trousers should be worn with a secure fit around the waist. Belts should be black, plain and functional. Trousers must have a zip/button. Smart tailored, knee length grey shorts are acceptable however we do not permit any tight fitting sportswear. Plain, non branded black socks must also be worn with shorts.
Skirt	Official school pleated tartan skirt	Skirts should be the official school pleated tartan skirt. No other skirts are allowed.
Shorts	Black tailored and knee length.	Plain black socks must be worn with shorts.
Shirt	Plain white traditional school shirt	The shirt should be tucked in, buttoned at the neck and sleeves worn at full length. Any t-shirt or underwear worn underneath should not be visible. No designer shirts or fitted blouses.
Tie	Official purple school tie	Must be kept in good condition and worn with a closed knot covering the shirt collar button at the neck. Tie should be appropriate length.
Shoes	Polished black, traditional style, black stitching, black sole & heel	No trainers or fabric shoes. No ankle boots or long boots. A plain design, no trimmings, logos, decorative buckles, coloured laces or stitching, labels, tags or other decorations.
Bag	Appropriate for school use	Must be able to carry A4 sized books/folders.
PE Top	Black polo shirt ActivDri with purple side panel & logo	Official school sports hoodie (optional - recommended for cold weather) & official school rugby top (recommended for boys).
PE Shorts	Black shorts with Academy logo	
PE Trainers	Astro/training shoes, football boots (moulded studs)	
PE Socks	Black football socks	Can be purchased from any sports shop.





Key Reminders

Only ONE pair of small, discrete stud earrings (in earlobe) - no hoops. Any other piercings must be clear studs.

Nose studs should be replaced with small, clear, discrete studs - no seconds or other piercings allowed

No jewellery, including rings, bracelets, necklaces and anklets.

No false/acrylic nails/Nail varnish.

False eyelashes must be 10mm or under.

Hair styles must not be extreme and must be natural in colour.

Bag must be at least A4 size to fit all required equipment.

Shoes must be; black polish-able shoes, no trainers.

CURRICULUM & ASSESSMENT

The All Saints curriculum has been expertly designed to be taught in 3 cycles per academic year. The cycles allow teachers to teach, test and intervene in a well planned and timely manner.

— Cycles

Our cycle timelines work on a termly basis and run as follows; Cycle 1 Autumn Term (September - December), Cycle 2 Spring Term (January - April) and Cycle 3 Summer Term (April - July).

— Teach

We follow a consistent teaching approach across all classrooms. This framework of excellence ensures that predictable routines are used to present curriculum content.

— Test

Assessment which provides clear information about understanding, covers the Need to Know content and is common across classes. End of topic to inform intervention and progress check.

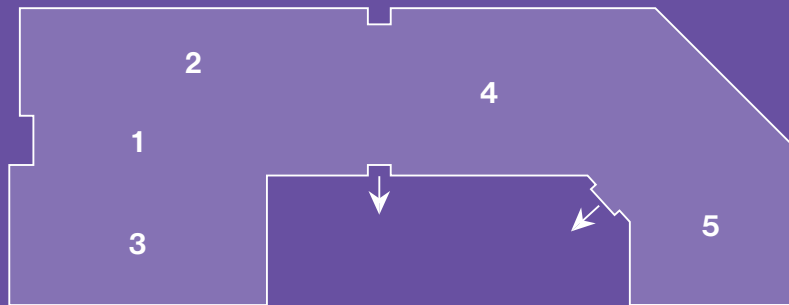
— Intervene

Informed by end of topic testing outcomes. Targeted Individual pupil, small group and whole class may be required to close the knowledge gap through re-teaching.

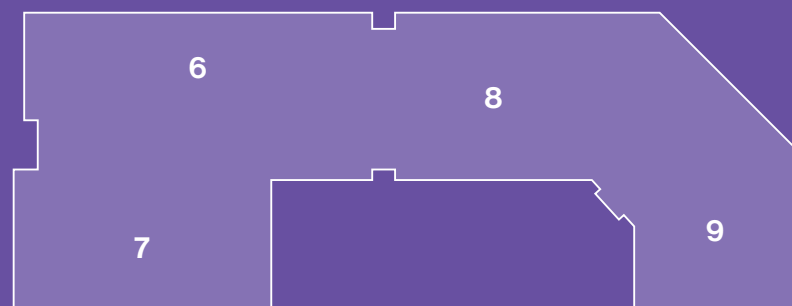
SCHOOL MAP

Ground Floor

- 1 Reception
- 2 Main Hall
- 3 Humanities
- 4 Canteen
- 5 Technology



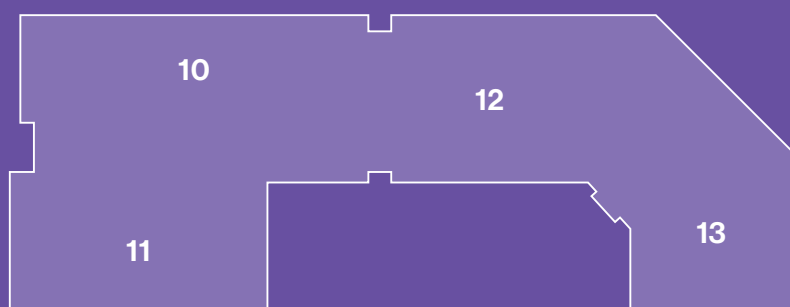
First Floor



- 6 Music
- 7 Maths
- 8 Science
- 9 Admin

Second Floor

- 10 Art
- 11 English
- 12 Lighthouse
- 13 SEND



PROGRESS REPORTING

There are three progress checks per year, where staff enter data on their classes. The format of the progress reports will be different when your child is in years 7, 8 and 9 as they have been designed to help you support your child at meeting the expectations and milestones they need to achieve to do well in their GCSE exams in years 10 and 11.

One of the key features of the reports is the banding of the test scores achieved in subject assessments. Each band represents 10% so there are 10 bands. Band one represents that your child scored in the highest 10% of the year group in their subject test. Band ten represents that your child scored in the bottom 10% of their year group in that test; so band 1 is the highest (the furthest to the right) and band 10 is the lowest (the furthest to the left). The further to the right the box is shaded in, the higher the test score that your child has achieved in comparison to their year group's performance in that test.

When your child takes their GCSEs in year 11 they will be judged on their overall progress from what they achieved in their SATs tests taken at the end of Primary School to what they achieved in

their GCSEs. So that you know what they achieved we have taken the average score of what your child achieved in their SATs and calculated how they did in relation to the rest of their year group. By doing this we have been able to put them in a band.

We would expect your child to remain in this band for all of their subjects' results if they were going to make the progress that is expected of them. This is highlighted in light blue on each row so that you can easily see where your child should be. If your child is working as expected you will not see the light blue as your child will have achieved the grade needed for that subject and the band will be coloured in dark purple.

If your child exceeds their band you will see that the dark purple is further to the

EFFORT SCORES

As well as looking at your child's academic performance we also look at their effort. The effort that your child makes in lessons has a significant impact on their academic outcomes so they are both closely related.

Your child will receive an effort score from 5 to 1 for behaviour and readiness to learn, and attitude to learning and mindset, in each subject. 5 is the highest score which is exceptional and 1 is the lowest score which requires improvement.

Students will also receive an overall effort score for homework. This will be a score based on the quality, regularity and punctuality of the homework completed and set by all subjects.

Your child is given an attendance effort score based on their attendance percentage achieved within a cycle of learning. If attendance is 98% and above your child would receive an effort score of 5. Between 95 and 98% a 4, between 90 and 95% a 3, between 85 and 90% a 2 and below 85% a 1. Attendance is

so important with regards to being able to display a positive attitude to school and learning and it also directly affects academic outcomes. This is why we place so much importance on it.

At the top of your child's report you will notice that your child has been given an overall effort rank and an average effort score. The average effort score is calculated by looking at the effort scores given for behaviour and readiness to learn, attitude to learning and mindset, homework and attendance. These all count in equal measure so are worth 25% each. The average effort score is again scored from 5 to 1 with 5 being the highest. The overall effort rank is where your child ranks within their year group for effort. If your child was ranked as 1 they would have the best average effort score in their year group.



— Example Effort Scores Table

Subject	Behaviour					Atl & Mindset				
English	1	2	3	4	5	1	2	3	4	5
Maths	1	2	3	4	5	1	2	3	4	5
Science	1	2	3	4	5	1	2	3	4	5
Geography	1	2	3	4	5	1	2	3	4	5
History	1	2	3	4	5	1	2	3	4	5
French	1	2	3	4	5	1	2	3	4	5
Art	1	2	3	4	5	1	2	3	4	5
Religious Education	1	2	3	4	5	1	2	3	4	5
Technology	1	2	3	4	5	1	2	3	4	5
PE	1	2	3	4	5	1	2	3	4	5

EFFORT LEADERBOARDS

At the end of each cycle of learning your child's effort score will be published and displayed on our school notice boards and your child will also be ranked within their year group.

At the end of each cycle of learning your child's effort score will be published and displayed on our school notice boards and your child will also be ranked within their year group. Please note that this is solely based on effort and is not based on academic progress

or test scores. This means that every child has the chance to score highly if their attitude to learning, effort and attendance is excellent. Their academic ability is not included in this measure. High ranking students will be celebrated and rewarded.

— Example Effort Leaderboards Table

Rank	Student Name	Score		Student Name	Score
1	Student Name	4.95	34	Student Name	4.05
2	Student Name	4.90	35	Student Name	4.00
3	Student Name	4.73	70	Student Name	3.75
4	Student Name	4.70	71	Student Name	3.70
5	Student Name	4.68	72	Student Name	3.65
6	Student Name	4.60	73	Student Name	3.60
31	Student Name	4.25	74	Student Name	3.55
32	Student Name	4.20	75	Student Name	3.50
33	Student Name	4.10	112	Student Name	2.95
			113	Student Name	2.90

LEADERBOARDS KEY

+4.75

— Exceptional Effort

A student who upholds exceptional standards in their approach to learning, demonstrating an outstanding attitude and a constant readiness to engage with educational opportunities. Their completion of homework is punctual, with exceptional effort and dedication.

+4.26

— Excellent Effort

A student with an excellent attitude towards learning, consistently ready to engage in educational pursuits. Their behaviour is consistently brilliant. The completion of homework is consistently excellent, accomplished punctually and with significant effort.

+3.76

— Good Effort

A student who consistently demonstrates a positive attitude towards learning and is almost always prepared to engage in educational activities. Their behaviour is consistently commendable, and they exhibit a good standard of completing homework punctually.

+3.00

— Satisfactory Effort

A student with an acceptable attitude towards learning who is generally prepared for educational activities. Their behaviour is satisfactory, and they usually complete homework on time and to an acceptable standard

-2.99

— Requires Improvement

A student whose attitude towards learning and attendance requires enhancement to ensure they can make significant progress and fully embrace the opportunities afforded to them. They are not consistently prepared for learning, and their behaviour can impede their progress.

ALL SAINTS PLEDGES

At All Saints Academy, we are dedicated to providing every student who walks through our doors with opportunities that extend beyond the classroom.

We believe in the importance of offering a diverse range of experiences that foster growth in all aspects of our students' lives, both during their time in school and as they transition out of the ASAP family. To support this mission, we have developed the ASAP Pledges.

The 'ASAP Pledges' are key to empowering students to become confident, well-rounded, enthusiastic, caring, and happy individuals, ready to engage with the wider world. These Pledges aim to nurture personal skills and qualities while broadening our students' horizons. Our goal with the ASAP Pledges is to cultivate essential traits such as confidence, leadership, organisational skills, responsibility, cooperation, and resilience in non-traditional classroom settings.

At All Saints Academy, we aim to prepare all young people to excel in an ever-evolving world, equipping them with the necessary skills and qualifications to make meaningful contributions. Our commitment

to achieving strong qualifications for our students speaks volumes, and we endeavour to support their future educational, training, or employment pursuits.

Moreover, students who engage with the ASAP Pledges will foster their independence and self-discipline through active participation in activities, enhanced performance, improved communication, creativity, and cultural appreciation.

We have taken into account student feedback regarding the activities they would like to participate in, and we have created a program that allows them to acquire new skills, explore new environments, and, most importantly, enjoy time with their peers in a non-traditional curriculum setting. Currently, we have planned the following activities for our students:



LITERACY

At All Saints we take reading very seriously. We believe that being a good reader is essential. We will make sure that every student makes excellent progress in reading in Year 7. To support students to make the best progress possible the following is in place:

— Lexia

To support this every morning students complete the LEXIA Reading Program every morning for 30 minutes. This helps students to develop their understanding of word and grammar knowledge as well as comprehension of different types of text.

— Reading & Listening

Alongside this program, all students are read to every morning in our tutor reading sessions. This involves their tutor reading books to them that are specially chosen in order to interest and engage Year 7 students. Teachers will also listen to every student read at least once a fortnight.

— School Library

We have a library that is full of brilliant books for students to borrow. All of our students are expected to have a reading book as part of their equipment. This can be borrowed from the school library.

Every fortnight, students have a library lesson that is designed to help them develop independent reading and make choices about the books they read.

— Sparx Reader

We use a program called Sparx Reader to support all our students in Year 7. Sparx provides you with eBooks that are matched to your current reading level. You can access SPARX online and on your phone. All students complete at least one hour of independent reading on Sparx each week.



Scan or click the QR code to access Sparx Reader login.

SPARX MATHS

SparX is an intuitive technology that delivers a bespoke maths homework package each week for your child. There are videos available for support for all questions and your child's mathematical skills will be greatly enhanced by Sparx. There are a few things you can do to support your child:

— Do not help them

Although this may seem counter intuitive, Sparx learns from the student's mistakes and how long they take on the questions, therefore if you help them answer, Sparx will pitch the work in the wrong place. This in turn will create an endless cycle of questions that are too hard and therefore require more help.

— Check their bookwork

SparX must be written down as it asks students for previous answers to ensure they have been writing it down. Encourage your child to write down their working out and answers and to mark their work. An example can be found in their Need To Know booklet.

— Support the school

SparX homework is not complete until the student answers every question correctly. If a Sparx homework is not complete, the student will be in after school catch up club until it is complete. Please help your child progress by supporting this procedure.

— Complete 5 a week

Your child will have 5 Sparx sessions a week to complete, if it is not complete by the end of the week then students will be placed in intervention to ensure that the homework is completed well before the deadline. We want students to work hard and stick to deadlines to prepare them for the working world.



Your child will come home talking of “Super Sparx” when their name has been displayed on our screens for fantastic effort. They will be awarded badges as they move up the levels and gain more “XP”. Most of all, your child will be embedding the mathematical foundations needed not only for functional skills but also GCSE, A-Level and beyond if they choose that pathway.



Scan or click the QR code to access Sparx Maths.



SPARX SCIENCE

Every student at All Saints Academy completes their Science homework each week using an online platform called Sparx Science. We know you want to support your child's Science progress, so we would like to explain how Sparx Science works and how you can help your child complete their homework each week.

— What is Sparx Science?

Sparx Science provides personalized homework to each child, with questions that are challenging yet achievable, and tailored to their learning needs. The majority of each week's homework will be based on recently learnt topics, but it will also include some questions from previous topics to help reinforce their learning. Students access their homework on their online Sparx Science account, where they'll get immediate feedback for each question about whether their answer was correct or they need to have another try. Every question in Sparx Science has built in support so that your child can get help independently when required.

— How we can help?

Students should speak to their class teacher if they require support as soon

as possible. We also offer Year 7 - 8 homework support Wednesday 3:10pm and Year 9 - 11 Thursday 3:10pm.

— How you can help?

Provide a quiet space for your child to focus on their homework each week. Encourage them to start their homework early so they can get help from their teacher before the deadline if they get stuck. To ensure no gaps form in your child's Science knowledge, homework is not marked as complete until all of the compulsory questions have been answered correctly. Try not to help your child with a question until they've had a go first. It is essential they try to complete their homework independently so that Sparx Science can give them questions that are at the right level for them.



We hope you agree that Sparx Science will play an exciting and important role in growing your child's understanding, success and confidence in Science. If you have any questions, please contact Mrs Laura Church, Head of Science Laura.church@asap.org.uk.



Scan or click the QR code to access Sparx Science.



POSITIVE CULTURE & REWARDS

All Saints Academy encourages good behaviour through a mixture of high expectations, clear behaviour policies and an ethos which ensures students are ready to learn at every opportunity.

All Saints Academy has in place a range of rewards to reinforce and praise good behaviour, and clear sanctions for those who do not co-operate with the School's behaviour policy.

All Saints Academy regularly celebrates the success of all students in a variety of ways as we recognise that focusing on success and positive outcomes is essential to developing a positive culture and ethos across the school.

The rewards system operates on a points system, with pupils receiving prizes once reaching milestones.

Points will be awarded for pastoral, attendance and academic aspects and can be awarded by any member of staff

by adding to ClassCharts. Parents are alerted when points are added via the ClassCharts app.

Rewards will be celebrated within school and there will also be half termly and termly prizes ranging from vouchers and tutor groups treats as well as access to BGR8 events at the end of each half-term.

Celebration assemblies will be held at the end of every term to celebrate the successes of each year group.



“ A relentless drive to establish a culture in which everyone can fulfil their potential (Ofsted, 2023)



MOBILE PHONES

Research surrounding the impact on mental health and wellbeing from both the government and the Department for Education have suggested that schools should look to reduce the amount of time students spend on mobile phones during the day. There is also mounting evidence that Smart Phones are detrimental to the mental health of young children.

If you are buying a smart phone, please pay close attention to the age limit on common apps (TikTok, Instagram, Facebook) as these are often above 11. We also strongly advise making a

condition of the purchase that you have access to the phone and regularly check your child's usage. Mobile phones are banned during the school day at the Academy. Students are free to keep phones turned off/on silent in their bags during the day, so that they are able to use these after school for contact home.

If students are seen with their phones these will be confiscated and kept safely until the end of the day.

STUDENT LEADERSHIP

— Prefects

Students who demonstrate positive values at All Saints will be invited to become Prefects. These students will represent the Academy at open evenings, fairs and other events. They also act as role models and school ambassadors providing tours and supervising duty areas during the day.

— Headship Team

Students are nominated each year from Year 10 and carry through into Year 11 to have an opportunity to apply to become part of the Student Headship Team. The Headship Team are six students who demonstrate our values and work with the Senior Leadership Team and Headteacher to make our school outstanding.

— Pupil Parliament

A student from each tutor group is voted for to become an MP as part of our Pupil Parliament. These MPs then meet on a regular basis to discuss how to make All Saints even better and to bring

forward any issues raised by students. One student each year is voted for as the Prime Minister and another as the Deputy Prime Minister and they bring issues discussed by the Pupil Parliament to Staff to then be enacted as well as representing the school positively in many other events such as meeting with local MPs or working alongside other local groups.

— Student Voice

A cross section of students from across all year groups are selected to represent the students and their opinions at a series of meetings throughout the year.

SEND STUDENTS

At All Saints we are committed to providing an inclusive educational environment. We believe that the student should be at the centre of everything we do and that they should be encouraged to strive for success whilst relishing their education with us.

We are committed to working to bridge the gap that a learning need can cause between a learner's current achievement and their potential. Whilst every student with special education needs should be given an appropriate level of additional support if required, they should also be encouraged to become independent learners. At All Saints we want to support our learners and give them the skills to go on and lead happy, healthy and independent lives beyond school.

We believe that all teachers are teachers of special educational needs. Every teacher is responsible and accountable for the progress and development of all students in their class even where students access support from teaching assistants or specialist staff. With this in mind all students are given challenging but attainable targets in order that they can achieve their full potential regardless of any additional need they may require. In order to facilitate this,

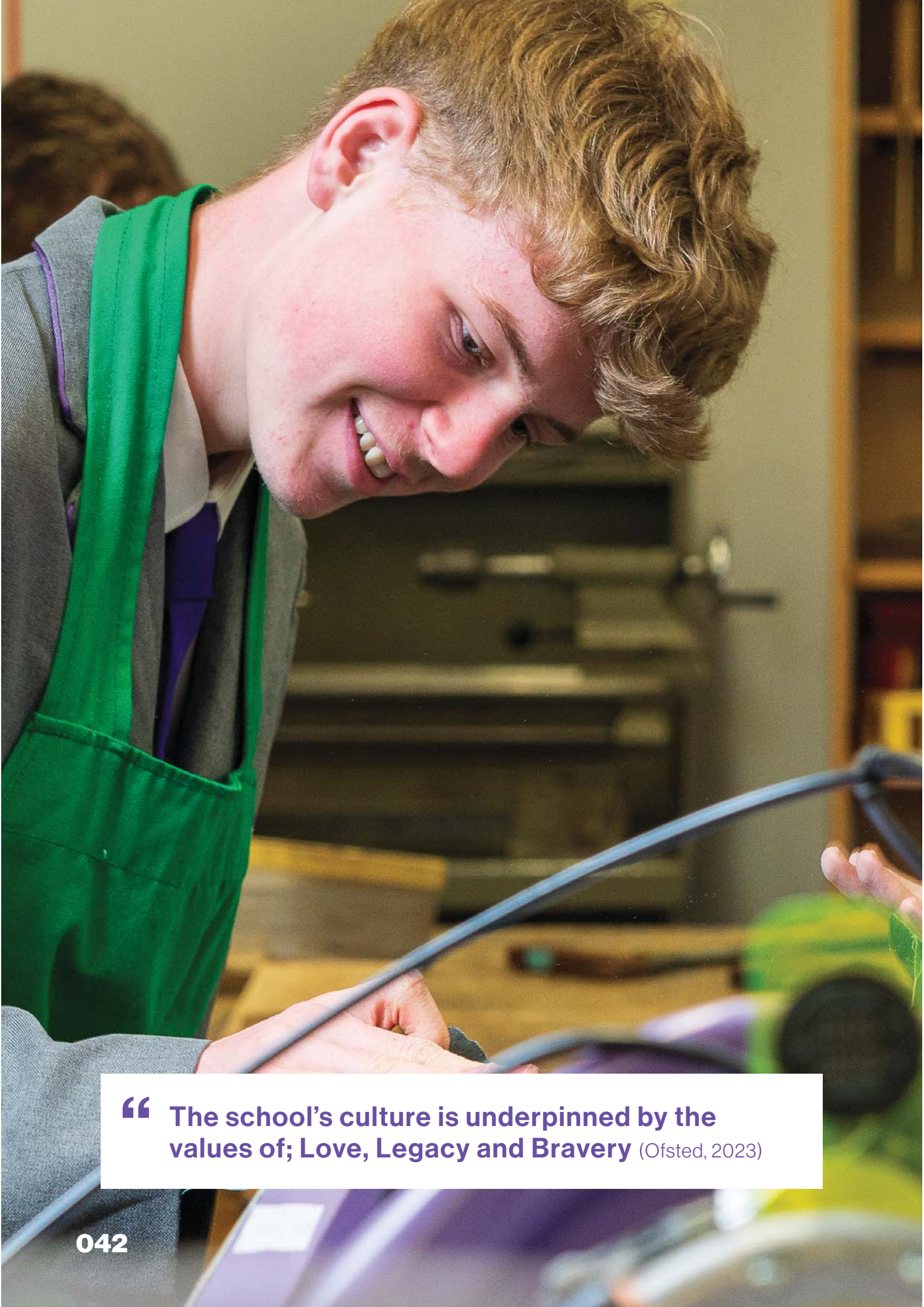
teaching and support staff are provided with regular whole school and individual training to be able to meet the individual needs of those students who may require a more individualised teaching and learning experience.

We listen carefully to the suggestions and advice from parents and encourage a collaborative working relationship with regular informal and formal communication taking place with the SENCO and members of the Inclusion team. We strongly believe that by working together with our students, their parents, teaching staff and our support staff we are able to overcome potential barriers to our students' success at All Saints.

Should you have any questions please contact our team at inclusion@asap.org.uk.



“ Know that expectations of pupils at All Saints Academy are high (Ofsted, 2023)



“ The school’s culture is underpinned by the values of; Love, Legacy and Bravery (Ofsted, 2023)

PARENT PAY

Here at All Saints we use ParentPay. It is simple, safe, convenient and means that your child does not need to carry cash into school. Your ParentPay balance can be used immediately to pay for any of your children's items at school.

ParentPay is an online payment system that allows parents to pay quickly and securely for school meals, trips and activities. You simply top-up your ParentPay account online by debit or credit card.

Once you have started at All Saints you will receive a letter from school containing activation details and instructions as to how to log in. In the first few days your child can apply cash manually to our system. Once you are up and running then you will be able to view your balance and top up online with your credit or debit card.

Our systems are biometric and your child will then use their fingerprint to pay for their lunch in school. This biometric information will be used by the school for the purpose of administration of the cashless catering system.

In signing the biometric consent box, you are authorising the school to use your child's biometric information for this purpose until he/she either leaves the school or ceases to use the system. If you wish to withdraw your consent at any time, this must be done in writing and sent to the school.

Once your child ceases to use the biometric recognition system, his/her biometric information will be securely deleted.



Scan or click the QR code to access ParentPay.

FREE SCHOOL MEALS SUPPORT

Plymouth City Council has developed an online Free School Meals form for parents and carers to apply for free school meals in Plymouth. The benefit of the online application is that you can apply in the comfort of your own home, at a time that suits you. If you are unsure if you are eligible, it is an easy way to check without a face to face conversation.

Please remember to apply if you think that you might be eligible, even if you do not wish to receive the free meals, as it enables the school to claim extra funding to support our pupils.

To access the application, click on How To Apply then Apply For Free School Meals. You can also download a paper copy to either pass to school or a copy can be obtained from Reception at All Saints Academy. If you have more than one child, you can apply all on one form, even if they attend different schools. Even if you don't intend your child to take FSM, it is important that the school is aware they are eligible for events such as school trips or over night residential.

Once an application is submitted an email will be sent automatically to the school email address, to confirm the student's details and that they attend the school. There are a few possible outcomes, once the eligibility check has been done:

— Eligible

The parent/carer and school receive an email to confirm they are eligible and the start date.

— Not Eligible

The parent/carer and school receive an email to confirm they are not eligible.



— Pending

The parent/carer and school receive an email to ask for evidence of benefit to be taken to school. If no information is forthcoming, the case will be closed after 4 weeks.

— Check Data

The information supplied by the parent/carer is incorrect or they have not been found on the system. Parents/carers will be asked to resubmit.



Scan or click the QR code for Free School Meals application.



FIRST AID

To enable us to contact you in an emergency, please be sure to inform the Academy of any changes to your contact details and the details of others named to care for your child should you not be available. The main school contact line 01752 705131.

Here at All Saints Academy we have an outstanding pastoral team to support your child's learning, including a First Aid room with trained First Aiders who are on hand to provide assistance as and when required. These are the people who will contact you, should your child need be sent home due to illness or injury. If your child has a serious ongoing medical condition it is important that you notify the Academy.

If your child has medication, which needs to be taken during the school day, it should be handed in to school and we will lock it away. There are two forms which should be collected from the first aid office and signed by yourself giving consent for your child to take the medication.





EXTRA-CURRICULAR

We are incredibly proud of the Extra-Curricular programme that we run at All Saints, and cannot wait to see you all involved. We set all of our students a target to join one club per term.

Each term, we have over 25 different clubs available to all of our students. The attendance of our clubs has been over 1500 students each term, which shows amazing engagement from our students.

We have an extensive range of clubs, from Football to Mindfulness, from Art

to Gym, from Cookery to Chess, from Science to Trampolining, amongst many, many others.

— This Year's Clubs

Archery, Art, Automation, Book, CAD, Chess, Cookery, Creative writing, Cricket, Debate, Dodgeball, Duolingo, Equalities, Faith Fridays, Football, Girl's Active, GreenPower, Gym, History, Knitting & Crochet, Lego League, Maths, Mindfulness, Netball, Poetry by heart, Puzzles and games, Rounders, Rugby, Running, Science, Singing, Table Tennis, Trampolining & Wellbeing.

